



## EVAstream

The EVAstream transforms any pool into a powerful and versatile swimming environment. This makes it possible to enjoy swim workouts, relaxation and unrestricted swimming all year round, in the familiar comfort of one's own pool.

- **Best-performing swim machine on the market**

A patented turbine with a narrowed outlet is up to 30% more efficient, delivering a strong, far-reaching water flow.

- **Hermetically sealed motor housing design**

For a whisper-quiet operation and extends the system's lifespan.

### **Test swimming - the best way to experience the EVAstream**

Try the EVAstream at the reseller's showroom with support from EVA Optic, or at the EVA Optic test facility, where several models are available for demonstration. Prefer to test swim on-site? That's also possible with the EVAstream Move, our mobile swim machine.







### What makes swimming with the EVAstream unique?

- **Most natural swimming experience**  
The current lifts the swimmer into a stable, horizontal position for a smooth, natural feel.
- **Exceptionally spacious swim zone**  
Feels like swimming in a 25-meter pool, with plenty of room to accelerate or slow down freely.
- **Quietest counter-current and vibration-free**  
Thanks to the hermetically sealed, vibration-free motor design.
- **Smart control & lighting**  
Easily control the EVAstream via the EVA Web app, and EVA Control options. Combine it with EVAsubaqua lighting for an intuitive, visually guided swim training experience.
- **Premium design & premium finishes**  
Compact and seamlessly integrated, available in Signature Editions - bronze, gold, black, or inox satin for a perfect match with your pool design.

Interested in the EVAstream?



### What sets the EVAstream apart?

- **Simple plug-and-play installation**  
Fast and error-free setup thanks to smart mounting accessories and plug connections.
- **Internationally certified for safety**  
Complies with DIN EN16582-1/2/3, EN16713-2, and EN13451-1/3 standards for both private and public pools.
- **No high-voltage power supply required**  
Operates on a standard electrical connection.
- **Long lifespan & low maintenance**  
A high-quality ball bearing system ensures minimal wear and maximum reliability.
- **ECA Unit separate from Motor Control Unit**  
Ensures better coverage for WiFi and remote signals.
- **Compatible with any pool type**  
Accessories available for foil, concrete, liner, and polyester pools.

Want more technical details?



	Recommended use	Swim speed in swimzone	Flow capacity	Water flow speed	Turbines
EVAstream Next 175	Recreational	2:15 sec per 100m	35 - 175 m <sup>3</sup> /h	4,3 m/s	1
EVAstream Next 225	Recreational	1:40 sec per 100m	45 - 225 m <sup>3</sup> /h	5,5 m/s	1
EVAstream Next 275	Experienced	1:25 sec per 100m	55 - 275 m <sup>3</sup> /h	6,7 m/s	1
EVAstream Next 350	Professional	1:10 sec per 100m	70 - 350 m <sup>3</sup> /h	8,6 m/s	1
EVAstream Next 450	Experienced	1:15 sec per 100m	90 - 450 m <sup>3</sup> /h	5,5 m/s	2
EVAstream Next 550	Professional	1:05 sec per 100m	110 - 550 m <sup>3</sup> /h	6,7 m/s	2

Exceptionally quiet: only 29 dB (EVAstream 175) to 32 dB (EVAstream 550) for the turbine, and 31–41 dB for the motor control unit.





## Finish & Design

In the high-end segment of the pool market, design is just as important as functionality. A swimming pool is the center of the outdoor space, and customers pay great attention to materials and visual appeal. That is why EVA develops all visible components with a strong focus on aesthetics: compactly designed, made from premium materials and always complements the pool's design.

### **EVA Core edition**


The standard Core Edition finishes offer a modern and timeless look with inox gloss (stainless steel) and impact-resistant ABS in white, anthracite and silver grey. These finishes allow both the EVAstream built-in unit and the EVAsubaqua lighting to be completed with a stylish and durable appearance.

### **EVA Signature edition**


For customers who want to give their pool a distinctly elegant appearance, the Signature Edition covers are the ideal choice. This line features stainless steel covers with high-quality, pool-resistant treatments in premium satin gold, bronze, black and inox. The Signature Edition covers align with the latest interior and garden design trends, turning technical products into aesthetic statements. The result is a cohesive environment where technology and design complement each other perfectly.




## EVA Core edition



**Cover inox gloss**  
Single turbine



**Cover white**  
Single turbine



**Cover grey**  
Double turbine




**Cover anthracite**  
Double turbine




**Cover inox gloss**  
Light module white



**Cover white**  
Light module white



**Cover grey**  
Light module white



**Cover anthracite**  
Light module white

## EVA Signature edition



**Cover inox satin**  
Light module black




**Cover gold**  
Light module black




**Cover bronze**  
Light module black




**Cover black**  
Light module black




**Cover inox satin**  
Single turbine



**Cover gold**  
Single turbine



**Cover bronze**  
Double turbine



**Cover black**  
Double turbine